



TERRA COTTA



COLONIAL RED



REGAL RED *



BURGUNDY *



PATINA GREEN



HEMLOCK GREEN *



HARTFORD GREEN *




EVERGREEN




SLATE BLUE



REGAL BLUE *



SOLAR WHITE



REGAL WHITE



STONE WHITE



SURREY BEIGE



CORELINE TEXTURED LOW-GLOSS (TLG) PVDF COLORS



SIERRA TAN



SANDSTONE



ASH GRAY



DOVE GRAY



SLATE GRAY



CHARCOAL GRAY



BURNISHED SLATE



MEDIUM BRONZE




MANSARD BROWN




DARK BRONZE



MATTE BLACK



VINTAGE *



PRE-WEATHERED GALVALUME *



COR-TEN AZP RAW *




24-GAUGE COLORS

* Available at a slight price premium * Metallic premium * Weathered premium


Oil canning is an aesthetic issue and is an inherent part of light gauge cold formed metal products. By using coil that has been processed properly, designing for thermal movement, following stringent specifications for installation and proper handling most oil canning can be minimized. Oil canning is not grounds for coil/panel rejection.




Sherwin-Williams® is a trademark of SWIMC LLC.



SILVER *



COPPER *



CHAMPAGNE *



ACRYLIC-COATED GALVALUME®



See our colors on your roof or wall with our Color Visualizer!

Take a picture of your property and find the perfect color! Scan the QR code above to get started.

STOCK AVAILABILITY MATRIX	LEED V4.1	ISR	EMI	3 YR. SRI	SRI	GALVALUME				ALUMINUM				
						22 GA.	24 GA.	24 GA.	24 GA.	.032 NOM.	.032 NOM.	.040 NOM.	.050 NOM.	.063 NOM.
						48.375"	40.375"	44.375"	48.375"	40.500"	48.000"	48.000"	48.000"	48.000"
Acrylic Coated Galvalume®	L	0.67	0.14	N/A	56	●	●		●					
Ash Gray		0.32	0.83	31	31		●		●	●	●	●		
Burgundy		0.31	0.86	29	32		●		●					
Burnished Slate		0.25	0.83	22	22		●		●					
Champagne Metallic		0.32	0.83	31	31		●		●					
Charcoal Gray		0.25	0.83	22	22	●	●	●	●	●	●	●		
Colonial Red		0.25	0.83	22	22		●		●	●	●			
Copper Metallic	L	0.35	0.75	32	32		●		●	●	●			
Cor-Ten AZP® Raw		0.32	0.89	N/A	34		●		●					
Dark Bronze		0.25	0.83	22	22	●	●	●	●	●	●	●	●	●
Dove Gray	L	0.35	0.83	35	35	●	●		●	●	●	●		
Evergreen		0.25	0.83	22	22		●		●	●	●			
Hartford Green		0.25	0.83	22	22		●		●	●	●	●		
Hemlock Green		0.25	0.83	22	22		●		●					
Mansard Brown		0.25	0.83	22	22	●	●		●	●	●	●	●	
Matte Black		0.25	0.83	22	22	●	●	●	●	●	●	●	●	●
Medium Bronze		0.25	0.83	22	22	●	●	●	●	●	●	●	●	●
Patina Green		0.32	0.83	31	31		●		●					
Pre-weathered Galvalume®		0.24	0.83	19	21		●		●	●	●			
Regal Blue		0.25	0.83	22	22		●		●					
Regal Red	L	0.35	0.83	35	35		●		●					
Regal White	L	0.65	0.83	77	77	●	●	●	●	●	●	●	●	●
Sandstone	L	0.35	0.83	35	35		●		●	●	●	●		
Sierra Tan		0.31	0.87	28	31		●		●	●	●	●		
Silver Metallic	L	0.54	0.77	55	60		●		●	●	●	●	●	
Slate Blue		0.25	0.83	22	22		●		●	●	●			
Slate Gray	L	0.35	0.83	35	35	●	●	●	●	●	●	●	●	
Solar White	L	0.65	0.83	77	77		●		●	●	●	●	●	●
Stone White	L	0.55	0.83	59	63		●		●	●	●	●		
Surrey Beige	L	0.35	0.75	32	32		●		●	●	●			
Terra Cotta	L	0.35	0.83	35	35		●		●	●	●	●		
TLG Black		0.25	0.83	22	22		●		●					
TLG Charcoal Gray		0.25	0.83	22	22		●		●					
TLG Dark Bronze		0.25	0.83	22	22		●		●					
TLG Medium Bronze		0.25	0.83	22	22		●		●					
TLG Moonstone		0.32	0.83	31	31		●		●					
Vintage®		0.30	0.70	N/A	22		●		●					
Custom Colors						▲	▲	▲	▲	▲	▲	▲	▲	▲

NOTES

- All of Sheffield's CoolR® metal is painted with a .20 mil primer and .70 - .90 mil Top Coat of 70% PVDF resin-based coating. The reverse side has a .20 primer and .30 - .40 backer coating.
- Cor-Ten AZP Raw®, metallic, and textured products are directional.
- For low slope roofing to meet LEED V4.1 requirements, the initial SRI must be ≥ 82 OR the 3-year SRI must be ≥ 64. For steep slope roofing to meet LEED V4.1 requirements, the initial SRI for 75% of the roof must be ≥ 39 OR the 3-year SRI must be ≥ 32.
- Low slope is defined as ≤ 2:12. Steep slope is defined as > 2:12.
- Materials should be stored in a cool, dry place. Materials with PVC film on project sites should be used immediately or stored in a climate-controlled setting. PVC film must be removed prior to installation.
- Anything not noted in the Availability Matrix can be painted, regardless of width, substrate, or thickness; however, it would be subject to a minimum paint run and would need to meet standard custom order criteria.

KEY

- = Stocked Item
- = Available from Atlanta location only
- ▲ = Available on Custom Order Basis
- L = LEED V4.1 Compliant
- ISR = Initial Solar Reflectance
- EM = Emissivity
- SRI = Solar Reflectance Index

Colors shown are matched as accurately as possible, but may vary slightly from the finished product. These rich and vibrant colors are produced with PVDF resins, which provide superior color retention and allow Sheffield Metals to offer non-prorated coating warranties for most applications. Touch-up should only be done with a Sheffield Metals color-matched PVDF air-dry paint pen.

Galvalume® is a registered trademark of BIEC International Inc. Coating warranty varies for CoolR® Moonstone, Matte Black, Copper, Champagne, Silver, and Pre-Weathered Galvalume. Please contact your representative for more information. Steelscape's Vintage carries a 20-year Finish Warranty. Vintage is a dynamic finish that changes with the light where batch-to-batch and directional variations can occur. For more information, please visit steelscape.com/vintage.